


**Declaration of Performance**  
**DoP 004/2026.1**

# Declaration of Performance

## SCRAIL® NAIL SCREWS



Illustrative image

<b>1. Unique code</b>	SCRAIL®
<b>2. Means of identification</b>	See table 2 - 7
<b>3. Intended use</b>	Dowel-type fasteners for use in load bearing timber structures
<b>4. Manufacturer</b>	Beck Fastening GmbH Raimund Beck Str. 1 A-5270 Mauerkirchen
<b>5. Authorized representative, if any</b>	N/A
<b>6. System of constancy of performance</b>	System 3
<b>7. Harmonized standard</b>	EN 14592:2008+A1:2012
<b>8. Purpose harmonized standards</b>	<ul style="list-style-type: none"> <li>VHT Versuchsanstalt für Holz- und Trockenbau GmbH Annastraße 18 64285 Darmstadt</li> <li>*HFB Engineering GmbH Zschortauer Straße 42 D-04129 Leipzig</li> </ul>
<b>9. Declaration of performance at an ETA</b>	N/A

The performance of the product identified in point 1 and 2 is in conformity with the declared performance in tables 2-7  
This declaration of performance is issued under the sole responsibility of the manufacturer identified in point 4.

**For all common types of collation:**

Paper strip 20°/28°/33° | Plastic strip 17°/20°/30°/33° | Wire coil 15° | In plastic sheet 0°/15° | Plastic coil 20°






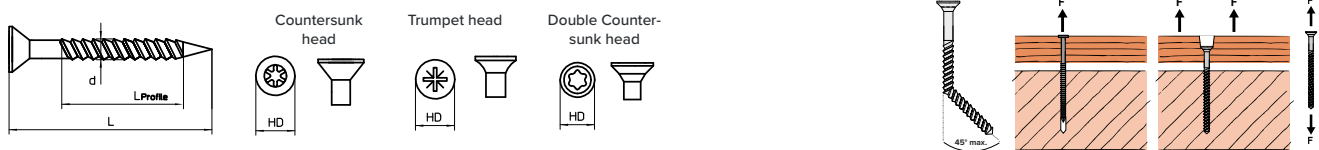
Symbol	Shaft	Service class	Corrosion protection	Steel standard
	bright	1	-	EN ISO 16120
	EG 5µ	1	>5µm zinc	
	EG 12µ	2	>12µm zinc yellow chromated	
	V2A/V4A	3	-	EN 10088
	Fascoat	3	-	EN ISO 16120

Table 1 Service classes

# Declaration of Performance DoP 004/2026.1

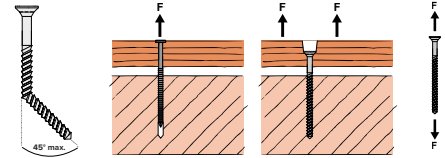
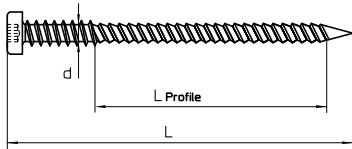
## 1. SCRAIL®



Symbol	Shaft	Shaft shape	Diameter (d)	Countersunk head		Double counter-sunk head		Trumpet head		Length (L)	Profiled length (L <sub>Profile</sub> )	Point length	Characteristic yield moment	Characteristic withdrawal parameter	Characteristic head pull-through parameter	Characteristic tensile strength
				HD	A	HD	A	HD	A							
				[mm]	[mm]	[mm <sup>2</sup> ]	[mm]	[mm <sup>2</sup> ]	[mm]				[mm <sup>2</sup> ]	[mm]	[mm]	[mm]
	BRIGHT		2,5	6,0	29	5,8-6,2	26-31	6,0	28	32-100	11,3-73,7	1,3-6,3	2570	9,38	20,18	NPD
			2,8	7,0	39	7,0	38,0	7,0	38	32-100	12,6-73,6	1,4-7	3730	9,39	20,62	NPD
	EG 5µ		2,2	N/A		5,9	26,0	N/A		20-80	9,9-68,9	1,1-5,5	NPD	10,6	22,2	3721
			2,5	6,0	29	5,8-6,2	26-31	6,0	28	32-100	11,3-73,7	1,3-6,3	2570	9,38	20,18	NPD
			2,8	7,0	39	7,0	38,0	7,0	38	32-100	12,6-73,6	1,4-7	3730	9,39	20,62	NPD
			3,1	7,0	39	N/A				40-110	14-48,4	1,6-7,8	6000	8,8	15,7	7541
	EG 12µ		2,2	N/A		5,9	26,0	N/A		20-80	9,9-68,9	1,1-5,5	NPD	10,6	22,2	3721
			2,5	6,0	29	5,8-6,2	26-31	6,0	28	32-100	11,3-73,7	1,3-6,3	2570	9,38	20,18	NPD
			2,8	7,0	39	7,0	38,0	7,0	38	32-100	12,6-73,6	1,4-7	3730	9,39	20,62	NPD
			3,1	7,0	39	N/A				40-110	14-48,4	1,6-7,8	6000	8,8	15,7	7541
	STAINLESS STEEL V2A		2,5	6,0	29	5,8-6,2	26-31	6,0	28	32-100	11,3-73,7	1,3-6,3	2570	9,38	20,18	NPD
			2,8	7,0	39	7	0-39	7,0	38	32-100	12,6-73,6	1,4-7	2400	8,22	20,18	NPD
			2,9	7,0	39	7	0-39	7,0	38	32-100	13,1-73,5	1,5-7,3	2400	8,22	20,62	NPD
	STAINLESS STEEL V4A		3,8	8,9	63	N/A				40 - 150	17,1-73,1	1,9-9,5	6112	6,73	16,91	NPD

Table 2 SCRAIL®

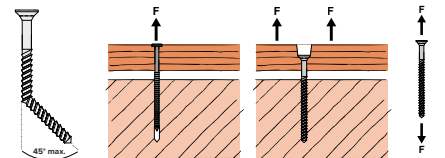
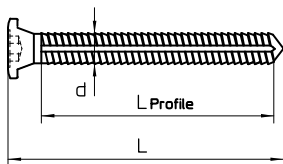
## 2. SCRAIL® SUBLOC® PRO



Symbol	Shaft	Shaft shape	Diameter (d)	SLP head		Length (L)	Profiled length (L <sub>Profile</sub> )	Point length	Characteristic yield moment	Characteristic withdrawal parameter	Characteristic head pull-through parameter	Characteristic tensile strength
				HD	A							
				[mm]	[mm <sup>2</sup> ]							
	BRIGHT	SCRAIL	2,8	7,0	39	45-75	12,6-53,6	1,4-7	3730	9,39	20,66	NPD
	EG 5µ								3730	9,03	20,66	NPD
	EG 12µ								3730	9,03	20,66	NPD
	EDELSTAHL V2A BLACK OXIDATED								2400	8,22	20,66	NPD
	FA-SCO-AT®									10,27	20,66	NPD

Table 3 SCRAIL® SUBLOC® PRO

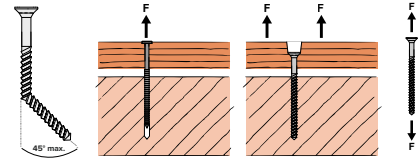
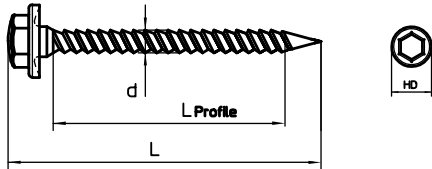
## 3. SCRAIL® ANCHOR



Symbol	Shaft	Shaft shape	Diameter (d)	Anchor head		Length (L)	Profiled length (L <sub>Profile</sub> )	Point length	Characteristic yield moment	Characteristic withdrawal parameter	Characteristic head pull-through parameter	Characteristic tensile strength
				HD	A							
				[mm]	[mm <sup>2</sup> ]							
	BRIGHT	SCRAIL	4,0*	7,5	45	32-100	18-85	2-10	9374	4,6	15,2	9374
	EG 5µ								6300	6,7	6,1	6840
	EG 12µ								7140	4,24	13	7961
	STAINLESS STEEL V2A								11710	4,6	15,2	9374
	STAINLESS STEEL V4A								7140	4,24	13	7961
	FA-SCO-AT®								11710	4,6	15,2	9374

Table 4 SCRAIL® ANCHOR

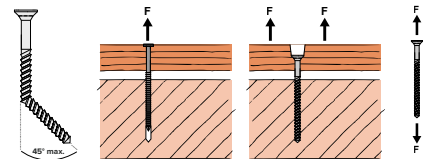
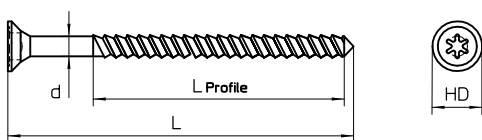
## 4. SCRAIL® ROOFLOC



Symbol	Shaft	Shaft shape	Diameter (d)	RoofLoc head		Length (L)	Profiled length (L <sub>Profile</sub> )	Point length	Characteristic yield moment	Characteristic withdrawal parameter	Characteristic head pull-through parameter	Characteristic tensile strength
				HD	A							
				[mm]	[mm <sup>2</sup> ]							
	STAIN-LESS STEEL V2A	SCRAIL	3,80*	10,0	78	40-100	17,33-58	1,93-9,63	6430	9,2	21,3	7621
	FA-SCO-STEEL AT											

Table 5 SCRAIL® ROOFLOC

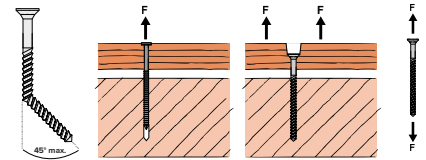
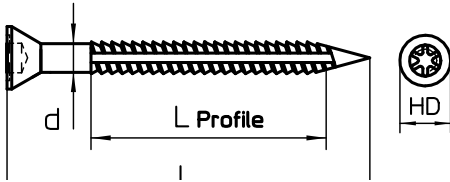
## 5. SCRAIL® SPLITLESS



Symbol	Shaft	Shaft shape	Diameter (d)	Double countersunk head		Length (L)	Profiled length (L <sub>Profile</sub> )	Point length	Characteristic yield moment	Characteristic withdrawal parameter	Characteristic head pull-through parameter	Characteristic tensile strength
				HD	A							
				[mm]	[mm <sup>2</sup> ]							
	STAIN-LESS STEEL V2A	SCRAIL	2,8*	7,0	39	32-100	12,6-68	1,4-7	2400	8,22	20,62	NPD
			2,90	10,0	78	40-100	13,1-73,5	1,5-7,3	2710,0	6,3	18,8	4133

Table 6 SCRAIL® SPLITLESS

## 6. SCRAIL® STRUCTURAL STEELTHREAD



Symbol	Shaft	Shaft shape	Diameter (d)	Double counter-sunk head		Length (L)	Profiled length ( $L_{Profile}$ )	Point length	Characteristic yield moment	Characteristic withdrawal parameter	Characteristic head pull-through parameter	Characteristic tensile strength
				HD	A							
			[mm]	[mm]	[mm <sup>2</sup> ]	[mm]	[mm]	[mm]	$M_{y,k}$ [Nmm]	$f_{ax,k}$ [N/mm <sup>2</sup> ]	$f_{head,k}$ [N/mm <sup>2</sup> ]	$f_{tens,k}$ [N]
	EG 5µ	SCRAIL	3,2	6,85	37	32-100	14,4-80	1,6-8	5349	11,28	12,36	7826
	EG 12µ											

Table 7 SCRAIL® STRUCTURAL STEELTHREAD

- + Declared values according to EN 14592:2008 + A1:2012
- +  $f_{ax,k}$  and  $f_{head,k}$  have been tested at a characteristic wood density of 350 kg/m<sup>3</sup>.
- + NPD = No Performance Determined

Signed for and on behalf of the manufacturer by:

Christian Beck - Managing Director and CEO

(signature)